

TROUBLESHOOTING

Error Message	Cause	Solution
E0	No pan or unsuitable pan	Suitable pan
E1	Temperature of IGBT is too high or temperature testing circuit failure.	Clear/unblock ventilation slots. Let the device cool off for a few minutes. the device is ready for the error message remains indicated in the display after the device has cooled off . Contact retailer
E2	Heating empty pan, temperature of pan is too high or temperature testing circuit of pan is fail.	Remove the cookware form the hob. Let the device cool off for a few minutes . The device is ready for operation afterwards
E3	Voltage is unusual.	Let the device cool off for a few minutes. The devices is ready for operation afterwards

Disposal:



EU regulations require products to be disposed of by specialist companies who remove or recycle products, including electronic, metal and plastic components Consult your local waste collection authority regarding disposal of your appliance. Local authorities are not obliged to dispose of commercial equipment but may be able to offer advice on how to dispose of the equipment locally. All packaging materials should be disposed of in an environmentally friendly way. The cardboard may be used as scrap paper. The protective foil and the foam cushions are CFC-free. Do not allow children to play with the packaging and destroy plastic bags safely.

Environmental protection:



Discarded electric appliances are recyclable and should not be discarded in the domestic waste! Please actively support us in conserving resources and protecting the environment by returning this appliance to the collection centres (if available).

Compliance

Parts have undergone strict product testing in order to comply with regulatory standards and specification set by international, independent, and federal authorities. Products have been approved to carry the following symbol:



Pentland Wholesale Ltd. Unit17 Walker Park Industrial Estate Walker Rd., Blackburn, BB1 2QE. TEL: 01254614444
www.pentlandwholesale.co.uk



Induction Cooker



MODEL : BIH2

Please read it carefully and keep for future reference.

I. Specification



Item No.: BIH2
Power rate: 6000W
Voltage: 220-240V 50/60Hz

II. Cleaning (after each use)

- 1) Disconnect the unit from the power supply and allow to cool
- 2) Wipe down with a damp cloth with mild detergent, remove any debris with a clean damp cloth and dry
- 3) Vacuum the air intake grills at the rear and underneath the unit

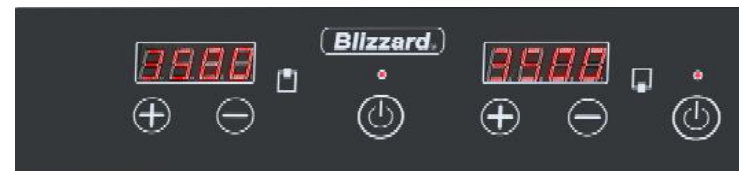
III. Cautions

Please read carefully the following instructions before using the induction cooker.

- 1). Do not plug with wet hands in order to avoid getting electric shock.
- 2). Do not plug into a socket where several other appliances are plugged in.
- 3). Do not use if the power cord is damaged or the plug does not fit the socket safely.
- 4). Do not open the cooker to replace spare parts by yourself.
- 5). Do not use the cooker closed to flame or wet places.
- 6). Do not use where children can easily touch the cooker or allow children to use the cooker by themselves.
- 7). Do not place on unstable surfaces.
- 8). Do not move the cooker together with a pot.
- 9). Do not heat a pot empty or overheat to avoid dry boiling
- 10). Do not place metallic objects such as knives, forks, spoons, lids, cans, and aluminum foils on the top plate.
- 11). Use the unit with sufficient space around it. Keep the front side and either right or left side of the unit clear.
- 12). Do not use the unit on carpet or tablecloth (vinyl) or any other low-heat-resistant article.
- 13). Do not place a sheet of paper between the pot or the pan and the unit. The paper may get burnt.
- 14). If the surface is cracked, switch off and take to the service center immediately.
- 15). Do not block air intake or exhaust vent.
- 16). Do not touch the top plate right after removing the pot or the pan, as the top plate will still be very hot.
- 17). Do not place the cooker close to the objects which are affected by magnet, such as: radios, televisions, automatic-banking cards, or cassette tapes.
- 18). The power cord must be replaced by qualified technicians.
- 19). Caution! The surface is liable to get hot during use.
- 20). This appliance can be used by children aged from 8 years and above and persons with reduced physical, sensory, or mental capabilities or lack of experience and knowledge providing that they have been given supervision or instruction concerning the safe use of the appliance and understand the hazards involved. Children shall not play with the appliance. Cleaning and user maintenance shall not be made by children without supervision. Seek medical advice before use if fitted with a pacemaker or similar medical device.
- 21).  NON-ionizing electromagnetic radiation, be careful
- 22).  Dangerous voltage, be careful about the high voltage.

- 23). Aluminium foil and plastic vessels should not be placed on the hob surface.
- 24). Metallic objects such as kitchen utensils, cutlery etc. should not be left on the cooking surface as will get hot
- 25). Take care when operating the appliance, as rings, watches and similar items worn by the user may get warm in close proximity to the cooking zones.
- 26). The fixed wiring should incorporate an electrical isolator and be protected by a residual current device (RCD)
- 27). Do not use in Public LV networks or in areas where unskilled persons are present

IV. How to use

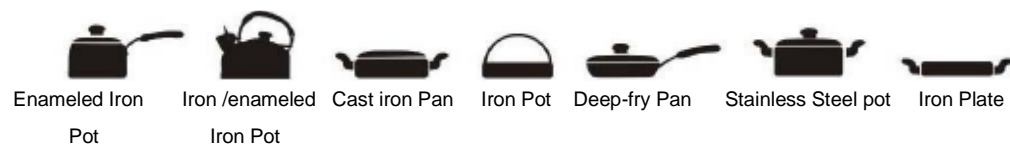


- 1). Please put suitable cookware onto the plate of induction cooker and ensure the electrical supply is connected and switched on. NOTE! Never place an empty pan or cookware on the hob when it is switched on.
 - 2). Pressing ON/OFF, The light of Heating will shine for the corresponding hob selected, indicating that the induction cooker is entering the state of heating, the default power of level is 2000W. Adjust the power rate from level 500W - 3000W using the + and - keys
 - 2). When pressing ON/OFF during the working state, the corresponding side of the induction cooker will stop working immediately.
- After stopping working, the fan will cool the induction cooker for one minute, then will be off.
- 4). The induction cooker will shut off automatically if there is not any operation within 2 hours.

V. Usable and Non-usable Utensils

1). Usable Pans

Steel or cast iron, enameled iron, stainless steel, flat-bottom pans / pots with diameter from 12 to 26cm.



2). Non-Usable Pans

Heat-resistant glass, ceramic container, copper, aluminum pans/pots, rounded-bottom pans/pots. Pans/pots measuring less than 12cm and over 26cm.

